

iFixTheButton.com[®]

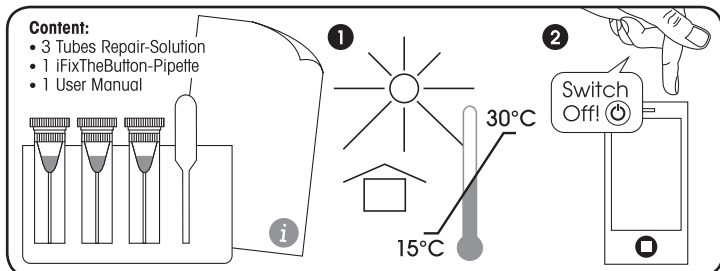
Professional Smart Phone Repair Kit

INSTRUCTION MANUAL English

iFixTheButton.com offers a laboratory-tested process to repair the Home Button of your smartphone if it does not work properly anymore. **You no longer have to unscrew** your phone to fix the problem.

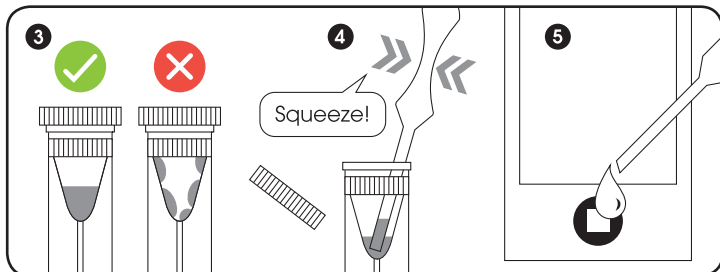
iFixTheButton[®] works extremely well for iPhone 3G, 3GS, 4, 4S, 5, iPad and iPod Touch*, but has not yet been tested on other devices and brands.

Please read through the **entire** instruction manual **before** you start using the repair kit!



1 Please use iFixTheButton[®] only at a room temperature of 15°C to 30°C (59°F to 86°F) and do not expose the product to direct sunlight. Place your device horizontally on your work surface with its front up. Please perform all the steps **swiftly one after the other**.

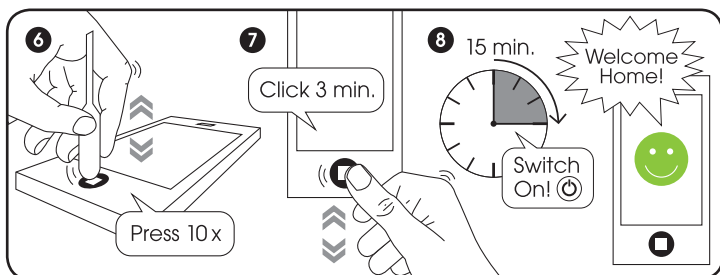
2 Switch the device **off** and make sure that it is **really off!**



3 Take out **one** tube from the repair kit. Make sure that all the liquid has collected on the conical end of the tube and not on its lid or sides.

4 Absorb the **entire contents** of the tube with the iFixTheButton[®] pipette by squeezing it (A little residue may stay behind).

5 Squeeze out all the liquid from the pipette **onto the center** of the Home Button.



6 **Immediately start pressing** on the Home Button of your phone with the **round end** of the **pipette**, about 10 times. The capillary attraction thus generated will draw the solution below the Home Button, where it develops its repairing properties.

7 Then **click** the button **firmly, but carefully** with your thumb for about **three minutes**. Also press the Home Button repeatedly in various places and often change press position and firmness.

8 **Wait for 15 minutes** for the solution to reach its maximum effectiveness. Turn your device on again. **Welcome home!**

! If your problem persists, repeat steps 1 to 8 after 24 hours.

Caution! Your device may be destroyed if you use other liquids, even if they have a similar composition. Please only use iFixTheButton[®]

Special warning notes for secure use:

- Keep away from sources of ignition – No smoking!
- Keep container tightly closed. Do not store it near heating appliances and do not expose it to strong sunlight.
- Avoid eye contact.
- In case of contact with eyes, rinse immediately with plenty of water.
- Keep the container out of the reach of children.
- If you use this product, you agree to the terms and conditions of jump GmbH (Vienna, Austria), which can be found at www.iFixTheButton.com/AGB.

* iPhone, iPad & iPod Touch are registered trademarks of Apple Inc.

